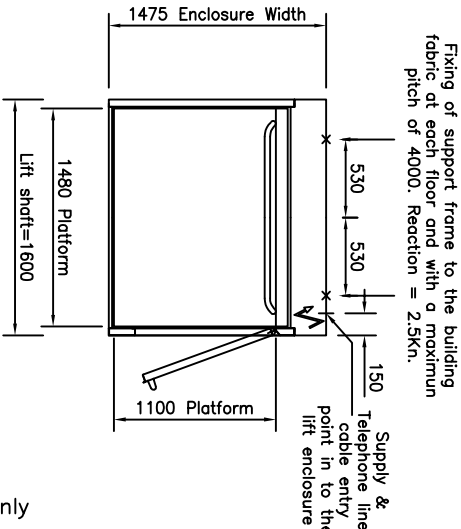
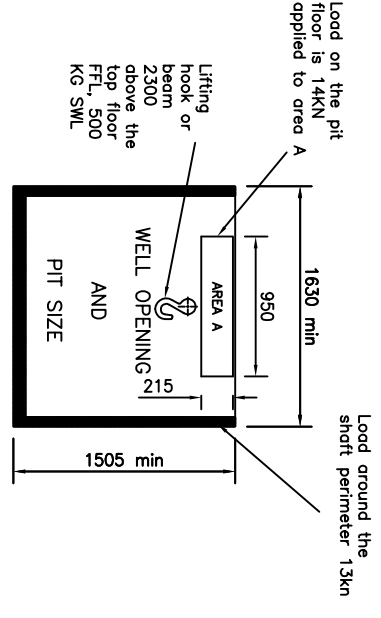
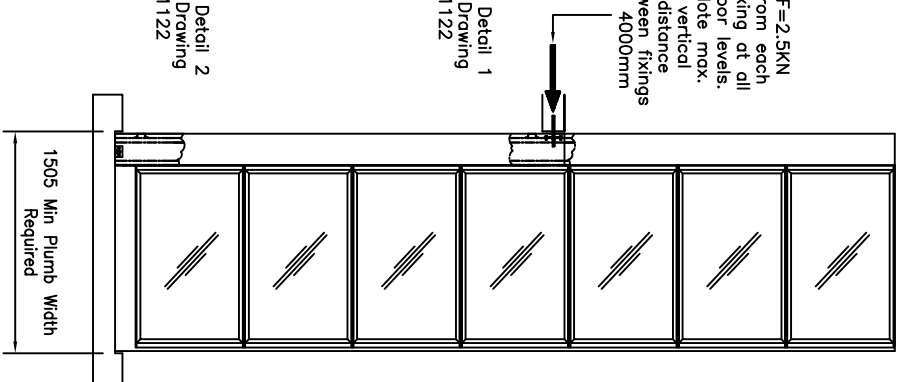
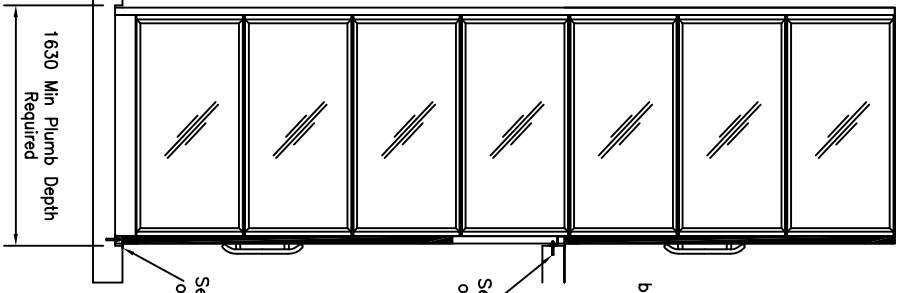
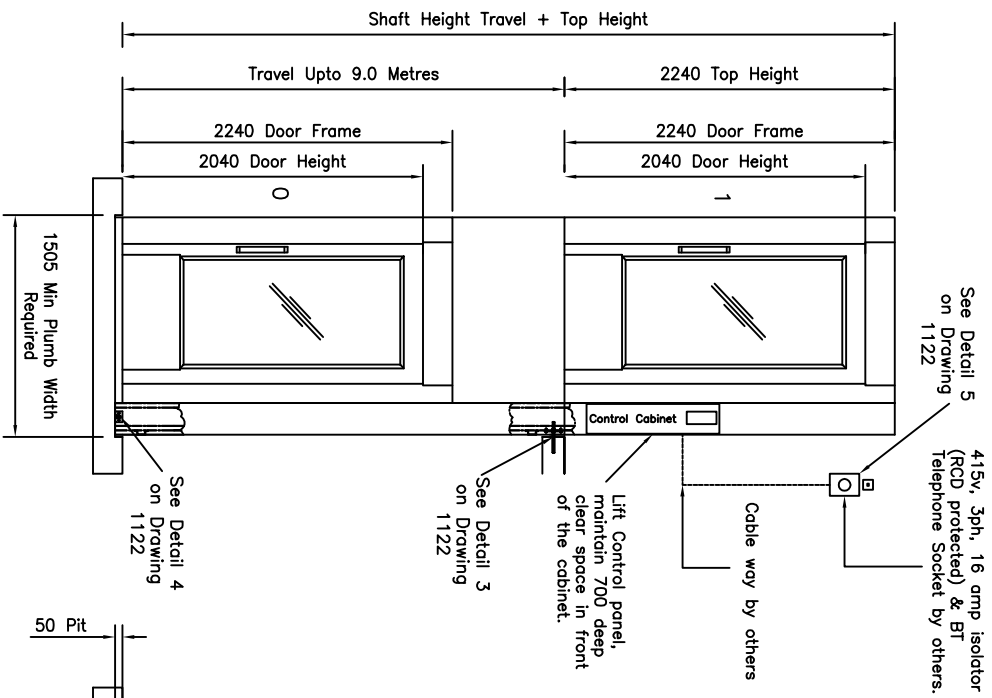


Rated Load	410kg
Supply	415v, 3ph, 16 amp protected
Running Current	4.7 amps
Starting Current	18 amps
Platform Size	1100 wide x 1480 deep

Pit	50 deep
Door Level 0	GL Non Fire Rated
Door Level 1	GL Non Fire Rated
Door Level 2	N/A
Communication	Telephone/Autodialer

Enclosure Colour	RAL 9003
Door Colour	RAL 9003
Door Frame Colour	RAL 9003



SEE DRAWING NO. 1122 FOR A GENERAL LIST OF WORKS BY OTHERS.

Issued for information only

BY	DATE	ISSUE	MODIFICATION	CHECKED
TMP	28/10/04	B	GENERAL UPDATE	
TMP	21.10.06	C	Pit loadings Amended	
TMP	31.10.06	D	Re drawn	
TMP	3.11.13	E	Re drawn	

PLATFORM LIFT STANDARD LAYOUT
FRONT ONLY WITH 1100mm PLATFORM GLAZED ENCLOSURE

NICHE LIFTS LTD Suite 3, 27 London Road, Bromley, Kent, BR1 1DG Tel: 020 8296 2862 Fax: 020 8466 1695
e-mail: contracts@nichelifts.co.uk Web Site: www.nichelifts.co.uk

NICHE LIFTS Ltd		DRAWN BY	DATE	CHECKED	SCALE
Do not scale this drawing. All dimensions in millimetres		TMP	31.10.06		NIS
		DRAWING NUMBER		1028/E	